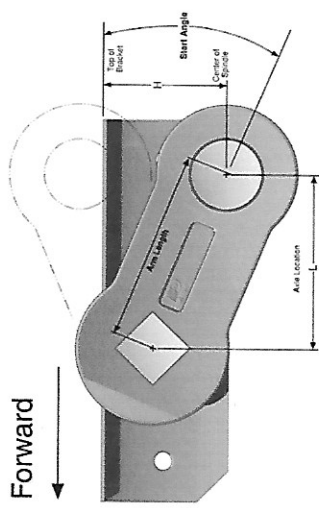
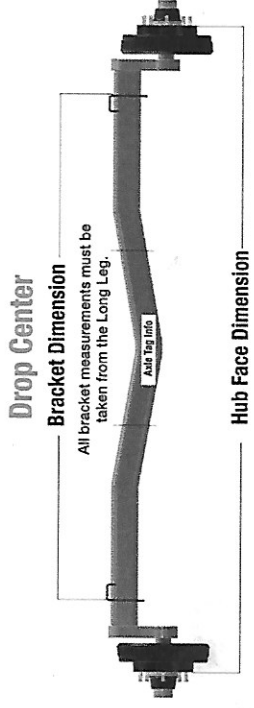
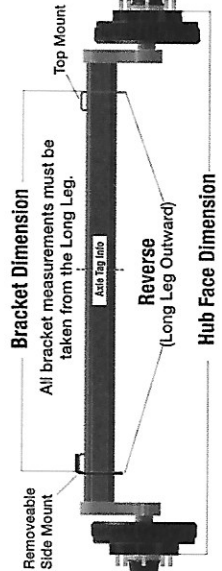
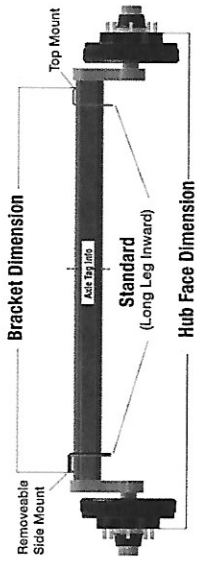



Date: \_\_\_\_\_ Account # \_\_\_\_\_  
 Contact Name: \_\_\_\_\_  
 Contact Person: \_\_\_\_\_  
 Phone: ( ) \_\_\_\_\_  
 Customer Signature: \_\_\_\_\_  
 Capacity: \_\_\_\_\_  
 Hub Face: \_\_\_\_\_  
 Axle Type: Beam Only  Idler  Brake Axle   
 Brake Flange (Beam & Idler): \_\_\_\_\_  
 Bearing Lubrication: Grease  Oil  E-Z Lube®  Nev-R-Lube®   
 Cambered: Yes  No  OR  Drop Center   
 Start Angle: 10° Up  22.5° Down   
 10° Up  22.5° Down   
 0°  32° Down   
 45° Down   
 Brake Type: Electric  Single Servo Hydraulic   
 Nev-R-Adjust® Electric  Duo Servo Hydraulic   
 Disc Hydraulic  Free Backing Hydraulic   
 Park: \_\_\_\_\_  
 Removable Spindle: \_\_\_\_\_  
 Wheel Bolt Pattern: \_\_\_\_\_  
 Stud Size: 1/2"  9/16"  5/8"  5/8" Flgd.  5/8" Coned/Clamp Ring   
 Swivel Flange Nut (10K & 12K) \_\_\_\_\_  
 Idler: (2K 5 on 4.50) 5.50" Diameter Hub  6.50" Diameter Hub   
 Mounting Brackets: Low  1" High  3" High (2.2K & 3.5K)   
 Side Mounting Kit: Yes  No   
 Side Mount Hangers: Steel  Aluminum   
 Bracket Orientation: Standard  Reverse   
 Pre-wired: Yes  No   
 Axle Finish: No-Paint  Paint  Powder Coat   
 E-Coat  Galvanized   
 Notes: \_\_\_\_\_

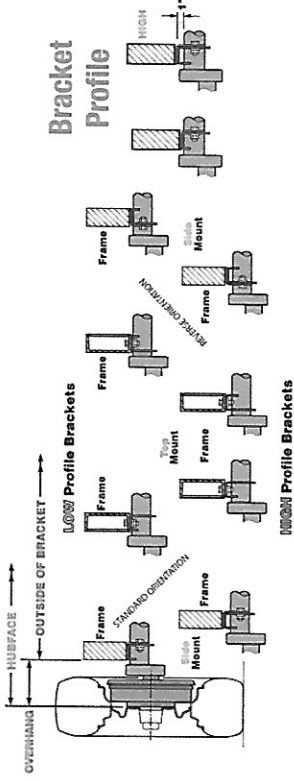


600 - 12,000 LBS. CAPACITY

Start Angle  
(measure when unloaded)



**Bracket Orientation**



**IN CASE OF CUSTOMER ERROR:**

Dexter builds axles to order per customer specifications. Please be sure all dimensions and specifications are correct. Axles are subject to a 50% restock fee if returned & the customer is responsible for all freight charges incurred for the original shipment & return. Some combinations may not work pending on options chosen or may not apply.

- Albion, IN** Fax: (260)-636-6387 OR E-mail:
- Elkhart, IN** Fax: (574)-293-7093 OR E-mail:
- Fremont, IN** Fax: (260)-495-1701 OR E-mail:
- El Reno, OK** Fax: (405)-262-9089 OR E-mail:
- Monticello, GA** Fax: (706)-468-2966 OR E-mail:

